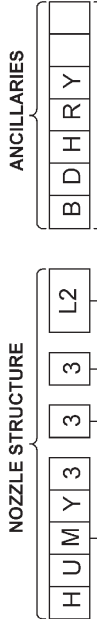


HU3000 SERIES WITH Mk6 SURGE CONTROLLER



- Choice of three different types of handle
- Six slot engagement for easier coupling location overhead
- Common flanges allow for full interchangeability of components
- Option of selectivity and 90 deg elbow for 2 1/2in. hydrant systems
- Nose seal replaceable without depressurising
- Blockout feature for testing Surge controller
- All units complete with cap
- Bonding cable also available
- Serviceability: designed for quick and easy maintenance

HUMY3000 SERIES HOSE UNIT - CODING CHART



BASIC NUMBER	
DESCRIPTION	PART No.
LEVER OPERATED HOSE UNIT	HUMZ3432

SURGE CONTROLLER/ADAPTOR		
CODE	DESCRIPTION	PART No.
0	NO SURGE CONTROLLER	-
2	1/2" I.D. MAX. DOUBLE SURGE CONTROLLER	HUMZ3504
3	3/8" I.D. MAX. DOUBLE SURGE CONTROLLER	HUMZ3501
4	1/2" I.D. MAX. SURGE CONTROLLER	HUMZ3503
5	3/4" I.D. MAX. SURGE CONTROLLER	HUMZ3500
6	1" I.D. MAX. SURGE CONTROLLER	HUMZ3502

ADAPTORS		
CODE	DESCRIPTION	PART No.
0	NO ADAPTOR/SWIVEL	-
1	STANDARD ADAPTORING SWIVEL	HUMZ3334
2	FLIGHT REFUELING ADAPTOR	HUMZ3336
3	3/8" ELBOW ADAPTOR	HUMZ3335

HOSE UNITS							
CODE	DESCRIPTION	THREAD OPTIONS AND CODES					
		1	2	3	4	5	6
L	QUICK DISCONNECT ISOLATING VALVE LOCKING SCREW TYPE	HUMZ3671	HUMZ3670	HUMZ3672	HUMZ3673	HUMZ3674	HUMZ3675
O	STANDARD QUICK DISCONNECT	HUMZ4412	HUMZ4413	HUMZ4414	HUMZ4415	HUMZ4416	HUMZ4417
S	SWIVEL HOSE CONNECTOR	HUMZ2415	HUMZ2416	HUMZ2417	HUMZ2418	HUMZ2419	HUMZ2420
V	QUICK DISCONNECT ISOLATING VALVE PUSH BUTTON TYPE	HUMZ3387	HUMZ3386	HUMZ3389	HUMZ3390	HUMZ3391	HUMZ3392

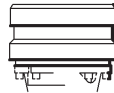
ANCIILLARIES			
CODE	DESCRIPTION	PART No.	REMARKS
B	BONDING CABLE	HUMZ1366	
D	DUST CAP - STANDARD	HUMZ4362	ALL BUILDS EXTERNAL & INTERVAL - SELECTIVE (AND NON-SELECTIVE.)
E	WEAR GAUGE	HUSZ3602	
H	VACUUM RELIEF VALVE 10"Hg	HUMZ3035-1	
J	VACUUM RELIEF VALVE 15"Hg	HUMZ3035-2	
K	VACUUM RELIEF VALVE 22"Hg	HUMZ3035-3	
M	SELECTIVITY, POSITIONS 1, 2 & 3	HUMZ3424	FACTORY SET TO POSITION 1
N	SELECTIVITY, POSITIONS 4 & 5	HUMZ3425	FACTORY SET TO POSITION 4
P	PROTECTION RING	HUFZ3803	NOT REQUIRED IF RING HANDLES ARE FITTED. REQUIRED ON BUILDS WITH NO SURGE CONTROLLER.
R	9" SPREAD HANDLE	HUMZ3607	
T			
W	NO-HANDLES FITTED		
C	STICK HANDLE	HUMZ3508	
Y	FUEL STRAINER ASSY (100 MESH)	HUSZ3312	
Z	EXTREME COLD WEATHER SEALS		FLUORO-SILICON SEALS REPLACING STANDARD FLUORO-CARBON SEALS (FITTED AS KIT-SES)

NOTES :-

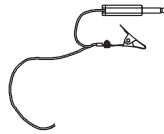
- HOSE UNITS COMPLETE WITH ALL ANCIILLARIES. TO BE TESTED TO TEST SCHEDULE TS 16 AND SUPPLIED ASSEMBLED TOGETHER.
- HOSE UNITS INCORPORATING SURGE CONTROLLERS MAY BE TESTED TO TEST SCHEDULE TS 20 (DYNAMIC TESTING), IF SPECIFIED BY CUSTOMER.
- FOR REFERENCE ONLY RECOMMENDED FITTINGS FOR BLOCKING OUT SURGE CONTROLLERS ARE AS FOLLOWS :-
 ZMWZ320-01 GAMMON MILLIPORE VENT PORT ADAPTOR (PART NUMBER - GTP - 771)
 ZMWZ320-02 GAMMON MILLIPORE VENT PORT ADAPTOR (PART NUMBER - 235 - 3/8 AH)
 ZMWZ320-06 GAMMON MILLIPORE JET TEST SHORT (PART NUMBER - GTP - 781)
 ZMWZ320-07 GAMMON MILLIPORE VENT PORT ACTUATOR (PART NUMBER - GTP - 781)
 4 ALL 1/4" UNC SKT CAP HEAD SCREWS TO BE TIGHTENED USING A TORQUE SETTING OF 5 LB FT.
 5 P.E.D NAMEPLATE TO BE LOCKED WIRED TO UNIT.



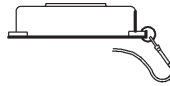
SELECTIVITY SLEEVE



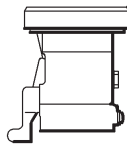
BONDING CABLE



DUST CAP



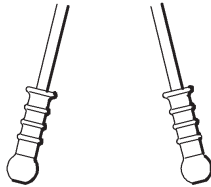
LEVER OPERATED HOSE UNIT



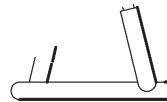
VACUUM RELIEF VALVE



STICK HANDLE



RING HANDLE



55 PSI DOUBLE SURGE CONTROLLER/ ADAPTOR




SURGE CONTROLLER/ ADAPTOR



PROTECTION RING



STRAINER



ADAPTOR PROFILE



SWIVEL



LIGHTWEIGHT QUICK DISCONNECT



ISOLATION VALVE

SPECIFICATION

PRESSURE RATING

Max Working Pressure:	10.3 bar (150psi)
Test Pressure:	15.5 bar (225 psi)
Max. Flow Rate:	1895 lpm 420 l/gpm 500 US gpm

PRESSURE DROP (including aircraft adaptor)

Nozzle with quick-disconnect and 100 mesh strainer at 1895 lpm.	1.03 bar (14.9 psi)
As above plus surge-controller.	1.79 bar (26.0 psi)

STRENGTH

After rigorous testing, including a six-foot drop test with full hose connected, the units continue to operate satisfactorily.

COMPATIBILITY

British Standard Aerospace Specification 2C14.
International Standards Organisation ISO R45.
NATO Stanag 3105.

APPROVED BY

Major oil companies.

LENGTH

Complete nozzle, surge controller and quick disconnect	254mm (10 inch)
Extra fitted with surge Controller	127mm (6 inch)

MATERIALS

Materials in contact with the fuel are anodised aluminium alloy, stainless steel, PTFE Viton and high nitrile rubber.

WEIGHTS

Complete nozzle and swivel adaptor	4.14Kg (9.13lb)
Extra, fitted with Surge controller	1.47Kg (3.25lb)
Extra, with swivel quick-disconnect	0.73g (1.62lb)

OPERATING TEMPERATURES

Maximum.	60 deg C
Minimum:	-20 deg C

Avery-Hardoll
Holland Way
Blandford Forum
Dorset DT11 7BJ
UK

Whittaker Controls
12838 Saticoy St
North Hollywood
California 91605-3505
USA

Tel: +44 (0) 1258 486600
Fax: +44 (0) 1258 486601

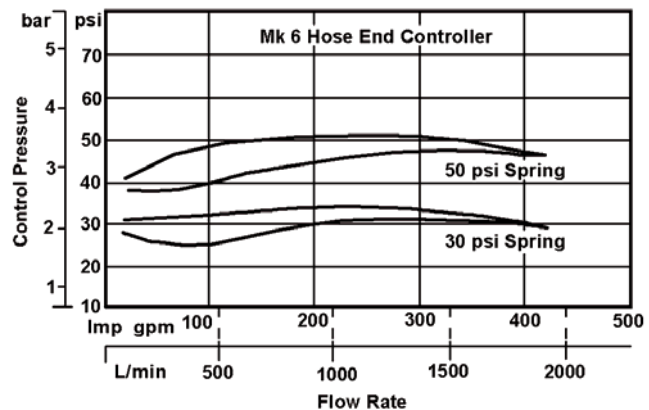
Tel: +1 818 765 8160
Fax: +1 818 759 2194

www.meggittfuelling.com

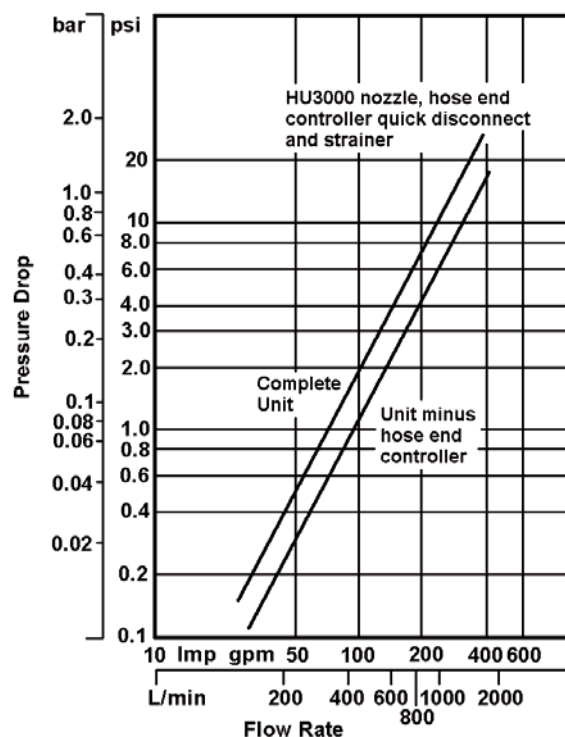
www.wkr.com
meggitt.com

TYPICAL PERFORMANCE CURVES

Pressure Control



Pressure Drop



MEGGITT