

PRODUCTS - Couplings

Four-inch SELF SEALING INDUSTRIAL COUPLINGS



CCMY4500

GENERAL INFORMATION

Avery-Hardoll self sealing couplings are designed for use wherever it is necessary to connect and disconnect hoses and pipelines under pressure, quickly and without spillage. They are designed primarily for use in the petroleum, chemical and brewing industries where reliability and safety are of prime concern. The Offshore version has stainless steel internals and a special bush.

DESCRIPTION

Hose units incorporate the female connector and a swivel for hose connection. Tank units are flanged and incorporate the male connector.


OPERATION

Operation is single action, using a straightforward turning motion to connect the couplings and open a flow path.

An initial push and turn action on the hose unit causes engagement with the tank unit, thus locking and sealing the two units together. Further rotation causes the internal valves to open, thereby allowing flow with minimum pressure drop. The connection and valve mechanism is interlocked such that the valve can only be opened by fully engaging and sealing the hose unit on its matching tank unit.

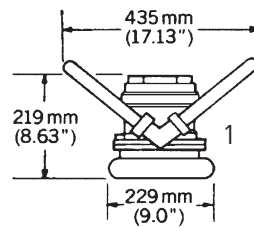
On disconnection, the valves fully close before the couplings separate and spillage is therefore negligible.

CCMY4501
Offshore version

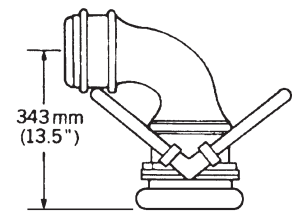


- UNRIVALLED QUALITY FOR TROUBLE FREE OPERATION AND LONG LIFE
- NEGLIGIBLE SPILLAGE
- ENVIRONMENTALLY FRIENDLY
- EASY SINGLE ACTION COUPLING AND VALVE OPENING
- MATERIAL: ALUMINIUM ALLOY / ST. STEEL
- NITRILE OR FLUOROCARBON SEALS
- SELECTIVITY OPTIONS
- OFFSHORE VERSION

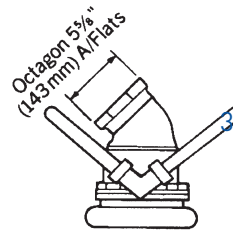
- 1 - HOSE UNIT, STRAIGHT TYPE CCMY 558*
 4-inch ASSP
 HOSE UNIT, STRAIGHT TYPE CCMY 559*
 4-inch BSP(P)
 Material Aluminium alloy with stainless steel components
 Weight 13.0 kg (28.8 lb)
 Max. working pressure 150psi (10 bar)
 Max. coupling pressure 100 psi (7 bar)
- 2 - HOSE UNIT, 90 SWIVEL ELBOW CCMY 554*
 4-inch ASSPT
 HOSE UNIT, 90 SWIVEL ELBOW CCMY 555*
 4-inch BSP(P)
 Material Aluminium alloy with stainless steel components
 Weight 15.9 kg (35 lb)
 Max. working pressure 150 psi (10 bar)
 Max. coupling pressure 100 psi (7 bar)
- 3 - HOSE UNIT, 45 BEND CCMY 550*
 4-inch ASSPT
 HOSE UNIT, 45 BEND CCMY 551*
 4-inch BSP(P)
 Material Aluminium alloy with stainless steel components
 Weight 11.8 kg (26 lb)
 Max. working pressure 150 psi (10 bar)
 Max. coupling pressure 100 psi (7 bar)
- 4 - TANK UNIT FLANGED VERSION CCMY 4500*
 NORTH SEA VERSION CCMY 4501*
 Material Aluminium alloy with stainless steel components
 Weight 5.5 kg (12 lb)
 Max. working pressure 150 psi (10 bar)
 'H' VERSION of both hose and tank units
 Max. working pressure 350 psi (24 bar)
- 5 - DUST CAP FOR HOSE UNIT CCMY 606
 Material Alluminium alloy
 Weight 0.56 kg (1.2 lb)
- 6 - DUST CAP FOR TANK UNIT CCMY 600
 Material Alluminium alloy
 Weight 0.9 kg (1.9 lb)
- 7 - LOCKING CAP FOR TANK UNIT CCMY 1360
 Material Alluminium alloy
 Weight 1.36 kg (3.0 lb)



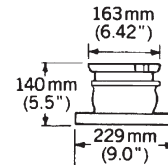
STRAIGHT TYPE
 CCMY 558
 CCMY 559




90° SWIVEL ELBOW
 CCMY 554
 CCMY 555



45° BEND
 CCMY 550
 CCMY 551




TANK UNIT
 CCMY 4500
 Flange has 8 holes 3/4" (19mm) dia
 on a 7 1/2" (190mm) PCD



DUST CAP
 (HOSE UNIT)
 CCMY 606



DUST CAP
 (TANK UNIT)
 CCMY 600



LOCKING CAP
 (TANK UNIT)
 CCMY 1360

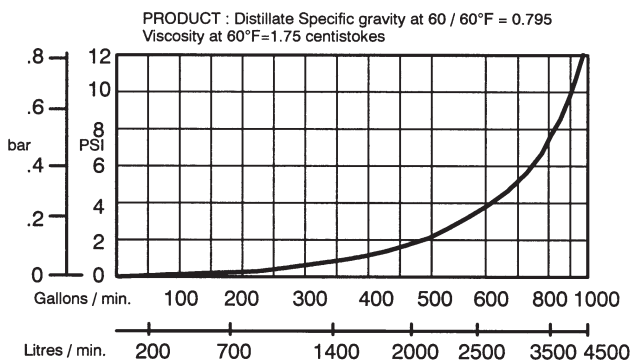
Dimensions in millimeters (inches)

SELECTIVITY

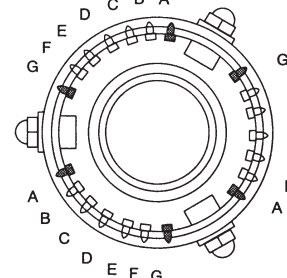
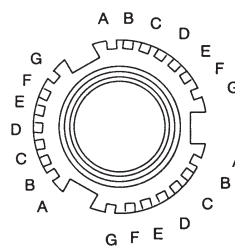
To avoid product contamination caused by connecting a hose unit to the wrong tank unit, selective versions of the hose and tank units are available.

* Seals Nitrile as standard
 for Fluorocarbon add VN to part number

PRESSURE DROP



Selective Position No.	1	2	3	4	5	6	7
Pin & Slot Position	A&B	A&C	A&D	A&E	A&F	A&G	B&C
Selective Position No.	8	9	10	11	12	13	14
Pin & Slot Position	B&D	B&E	B&F	B&G	C&D	C&E	C&F
Selective Position No.	15	16	17	18	19	20	21
Pin & Slot Position	C&G	D&E	D&F	D&G	E&F	E&G	F&G



Avery-Hardoll
 Holland Way
 Blandford Forum
 Dorset DT11 7BJ
 UK

Whittaker Controls
 12838 Saticoy St
 North Hollywood
 California 91605-3505
 USA

Tel: +44 (0) 1258 486600
 Fax: +44 (0) 1258 486601

Tel: +1 818 765 8160
 Fax: +1 818 759 2194